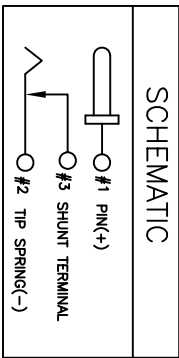
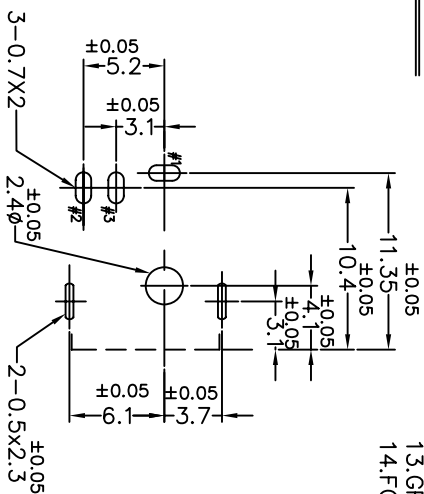
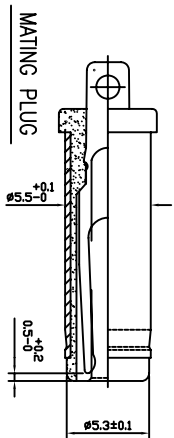
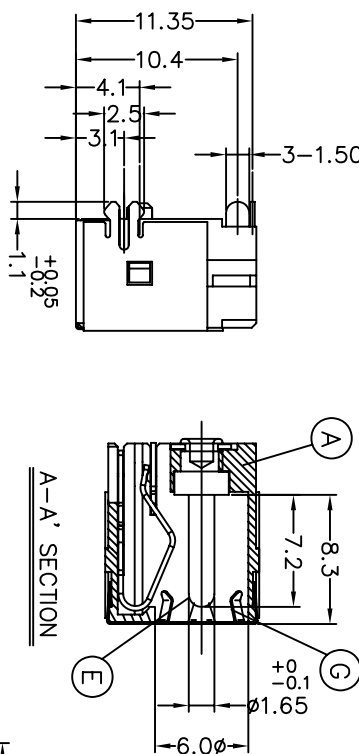
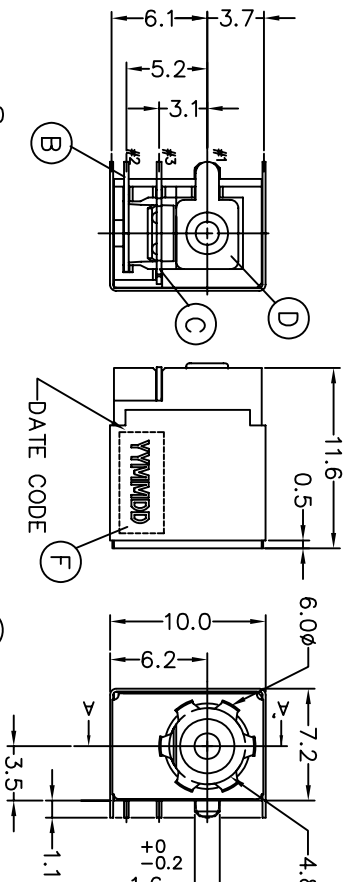


REV.	ECN NO OR DESCRIPTION	REVISED	DATE
A	PRODUCT RELEASE	HANSON	11/25-16
B	ECN NO.S080605	Swina	06/05-18
C	ECN NO.S090730	Soldier	10/29-19

SPECIFICATIONS:

1. RATING: DC 20V 4A
2. INSERTION FORCE: 0.4KG-3.0KG
3. WITHDRAWAL FORCE: 0.4KG-3.0KG
4. INSULATION RESISTANCE BETWEEN ANY ADJACENT TERMINALS SHALL NOT BE LESS THAN 100 MEGOHMS BY 500 VOLTS MEGGER.
5. JACK SHALL WITHSTAND 250 VOLTS BETWEEN ANY ADJACENT TERMINAL FOR ONE MINUTE.
6. CONTACT RESISTANCE SHALL NOT EXCEED 0.03 OHMS.
7. JACK SHALL WITHSTAND 5,000 CYCLES OF INSERTION AND WITHDRAWAL WITH TESTING PLUG, AND CONTACT RESISTANCE SHALL NOT EXCEED 0.1 OHMS.
8. MEASURING CONDITION:
 - TEMPERATURE: FROM 5°C TO 35°C.
 - RELATIVE HUMIDITY: FROM 40% TO 85%
9. ENVIRONMENTAL SPECIFICATIONS:
 - 8.1 HUMIDITY TEST: HUMIDITY 90% TO 95% TEMPERATURE 40°C ± 2°C FOR 96 HOURS.
 - 8.2 HEAT TEST: TEMPERATURE 70°C ± 2°C (HUMIDITY BELOW 50%) FOR 96 HOURS.
 - 8.3 COLD TEST: TEMPERATURE -40°C ± 2°C FOR 96 HOURS.
10. SOLDERABILITY TEST: THE TERMINATION IS AT LEAST 95% COVERED BY A CONTINUOUS NEW SOLDER COATING.
11. TEST CONDITION: DIP IN MOLTEN SOLDER FOR 5 Sec. AT 245±5°C (TERMINATION SHALL BE IMMERSSED IN FLUX BEFORE TEST)
12. PACKAGING: TAPE & REEL.
13. TO CONFORM TO SINGATRON HAZARDOUS SUBSTANCE FREE SPECIFICATION.
14. GREEN PRODUCT IDENTIFICATION MARK ON JACK:
15. GREEN PRODUCT IDENTIFICATION LABEL ON PACKAGING: **G.P. PASS**
16. FOR LEAD-FREE PROCESS.



RECOMMENDED P.C.B. LAYOUT THICKNESS 1.2t
TOP VIEW

NO	DESCRIPTION	QTY	MATERIAL	PLATING & COLOR
G	GROUNDING SPRING	1	STAINLESS 0.1t	
F	SHIELDING	1	BRASS STRIP 0.2t	可焊Ni 60u" MIN
E	PIN	1	BRASS BAR	Ni 60u" MIN, Cu 藍 80u" MIN.
D	TERMINAL	1	BRASS STRIP 0.3t	Ag20u" Min, Ni 藍 60u" Min, Cu 藍 60u" Min.
C	SHUNT TERMINAL	1	BRASS STRIP 0.3t	Ag 20u" MIN Ni 藍 50u" MIN
B	TIP SPRING	1	COPPER ALLOY 0.3t	Ag20u" Over Ni 60u"
A	BODY	1	HIGH TEMP. THERMOPLASTIC UL 94V-0	BLUE (298C)

UNLESS OTHERWISE SPECIFIED TOLERANCES

Singatron Enterprise Co., Ltd.
信登企業股份有限公司

DECIMALS: ANGLES:

TITLE: DC POWER JACK

X : ±0.5 X : ±2
X.X : ±0.3 X.X : ±1°
X.XX : ±0.2

DWN Soldier PART NO. 2DC-G026-105
CHKD Lussen SCALE: 3/1 UNIT: mm
APVD Max SIZE: A3 SHEET: 1 OF 1 REV: C

CUSTOMER COPY